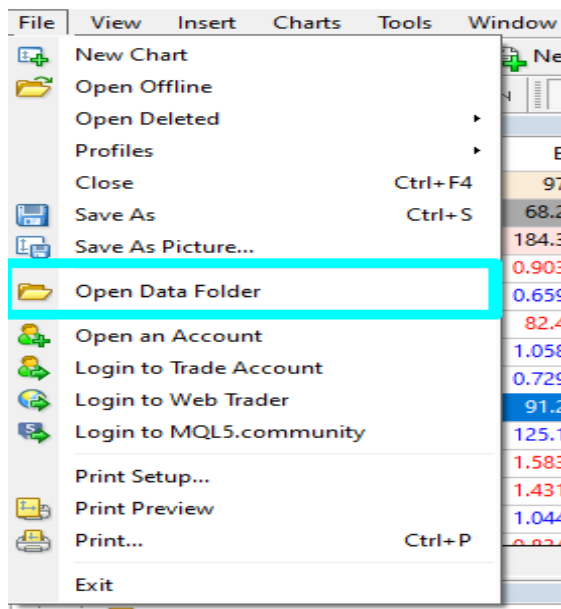


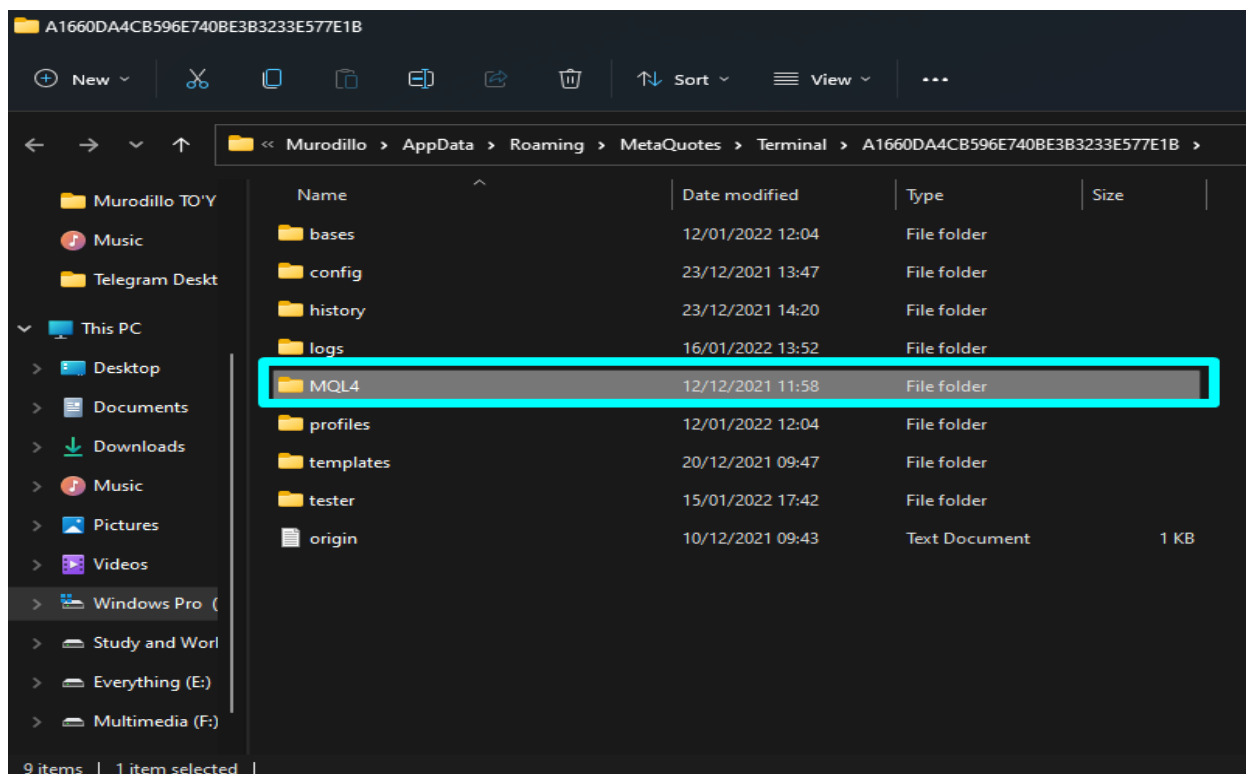
„e-Savdogar” Valuable Expert Advisor’s properties manual Guide book

Beginning: Attaching the e-Savdogar to MT4

Click files section and „Press Open Data Folder”



2. Open MQL4 folder





For Free Forex EA, Indicators and more Visit
ForeXCracked.com

Join Our Telegram Group Chat To Discus Further About These.

>>>> <https://t.me/fxcracked>

Free trading system, Reviews of Brokers, EA and more.

>>>> <https://www.fxcracked.com>

Our forum

>>>> <https://www.JustForForex.com>

Our Discord Channel



>>>> <https://discord.gg/43P5CRk>

Reliable and Trusted FOREX VPS

>>>> <https://fxvm.net/>

Our Trusted Broker List

>>>> <http://bit.ly/Trusted-Brokers>

	Min Deposit of 5\$ Allow Cent Account Levergae up to 1:888	Register
	Min Deposit of 20\$ Allow USA Traders Levergae up to 1:500	Register

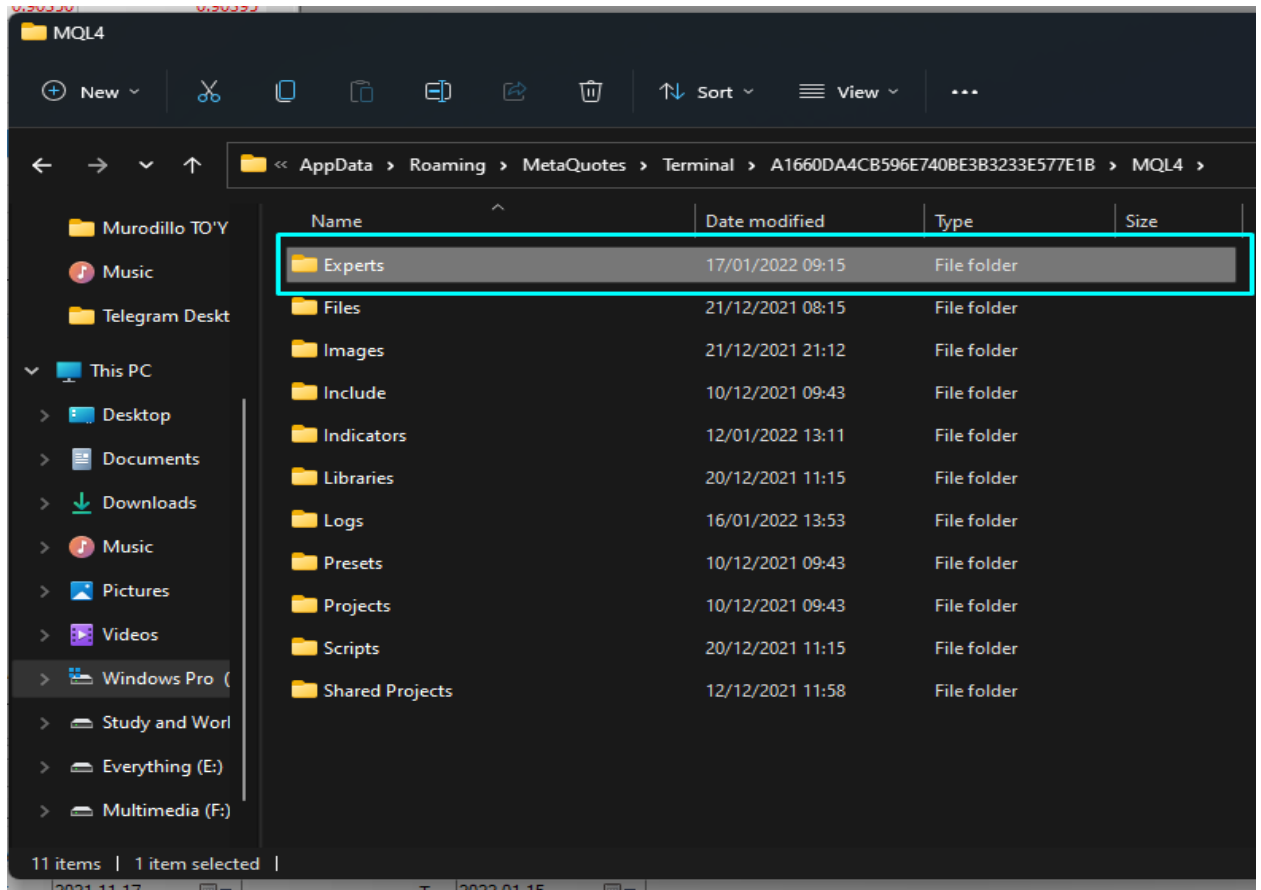
Trusted Forex Signals

	 trade_with_sam Earn While Learn ★★★★★ 5.0 (41 reviews)	FOREX SIGNALS 600 to 800 Pips Weekly 90% Accurate
--	---	--

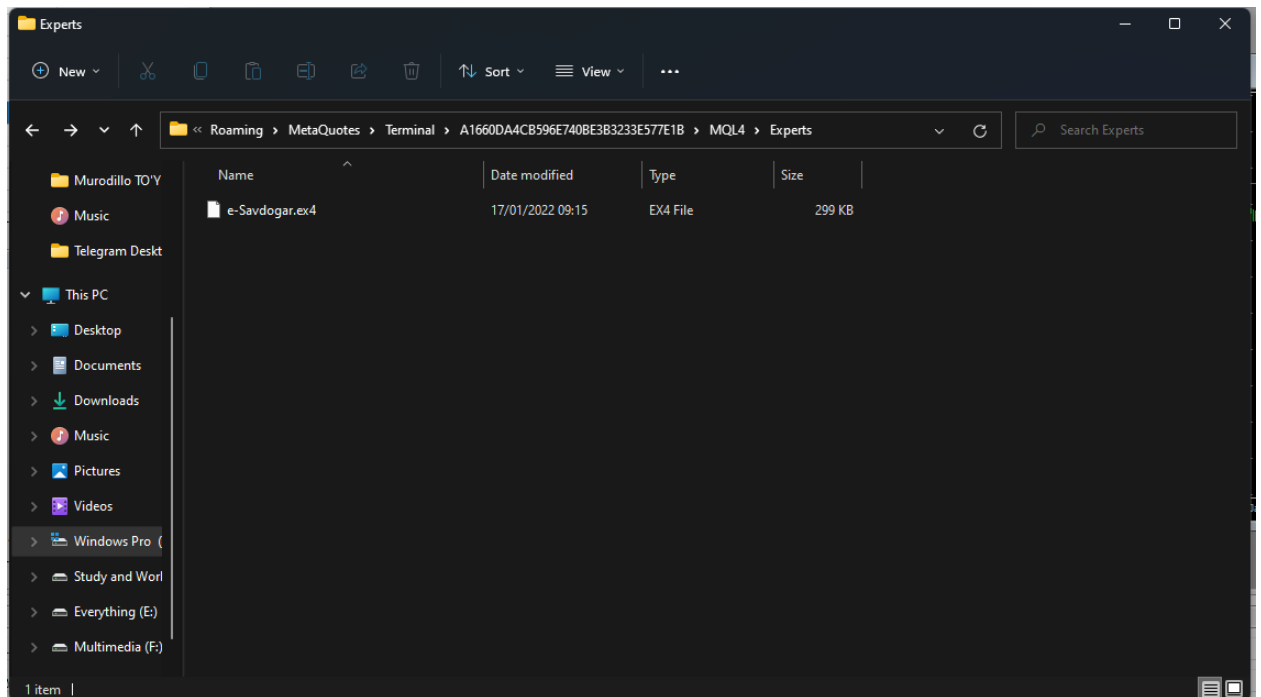
Free 30\$ No Deposit Forex Bonus

Get your	Gold		
----------	------	---	---

3. Open Expert Folder



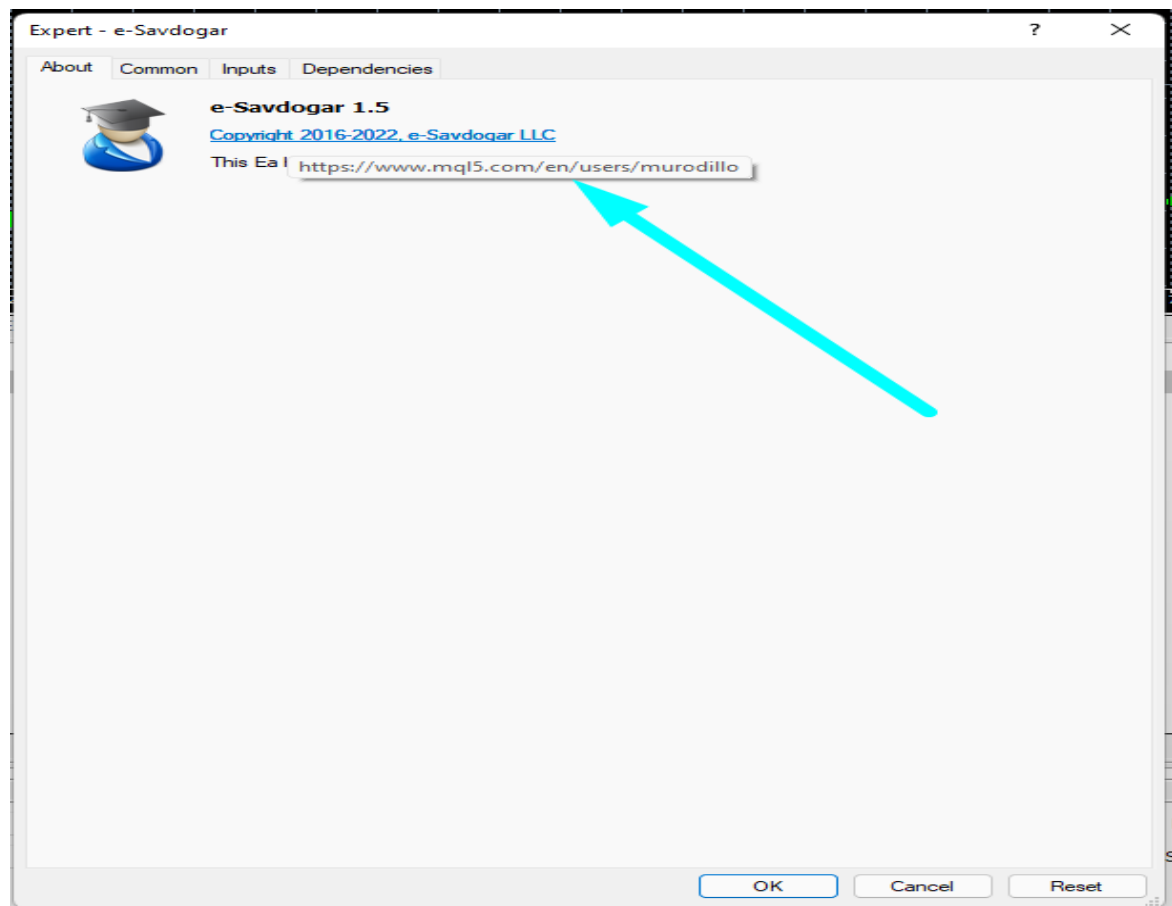
4 Paste Expert Advisor File to This folder and Restart mt4



5 After Restarting the mt4 then Go expert section, and just Drag expert to EURUSD 15 minute Chart and Allow live trading



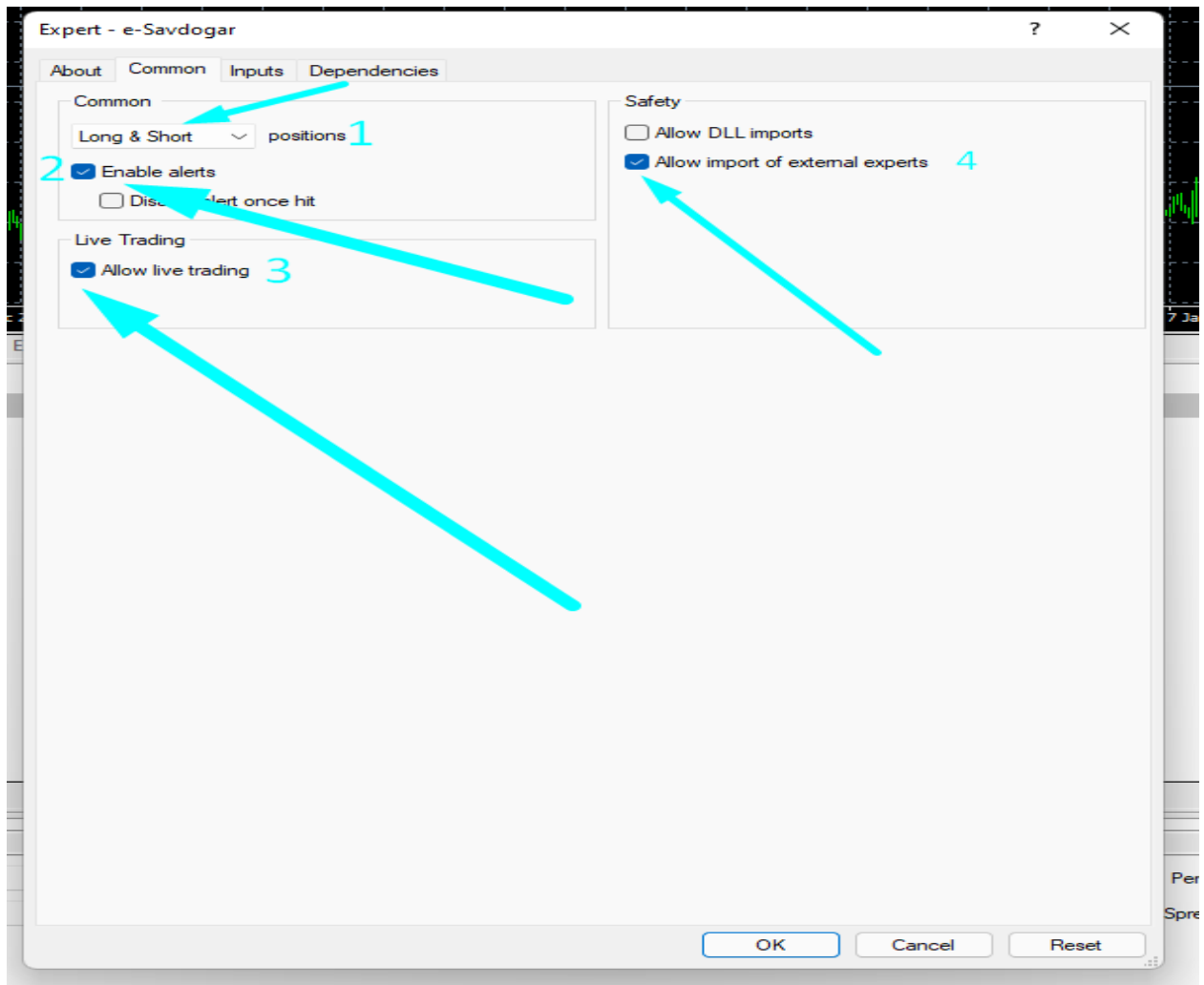
When You Attached Expert Advisor to Graph chart this link helps you to launch to Murodillo Eshkuvvatov's traders Community (MQL5.com) profile, there you can find more information about his Signals new thing signals, and other Cool products !!



*1 Please Allow Long (BUY) and short (SELL) for expert advisor

*2 Enable Alerts= this function help expert advisor to Send Indicator notification while specific price has been reached

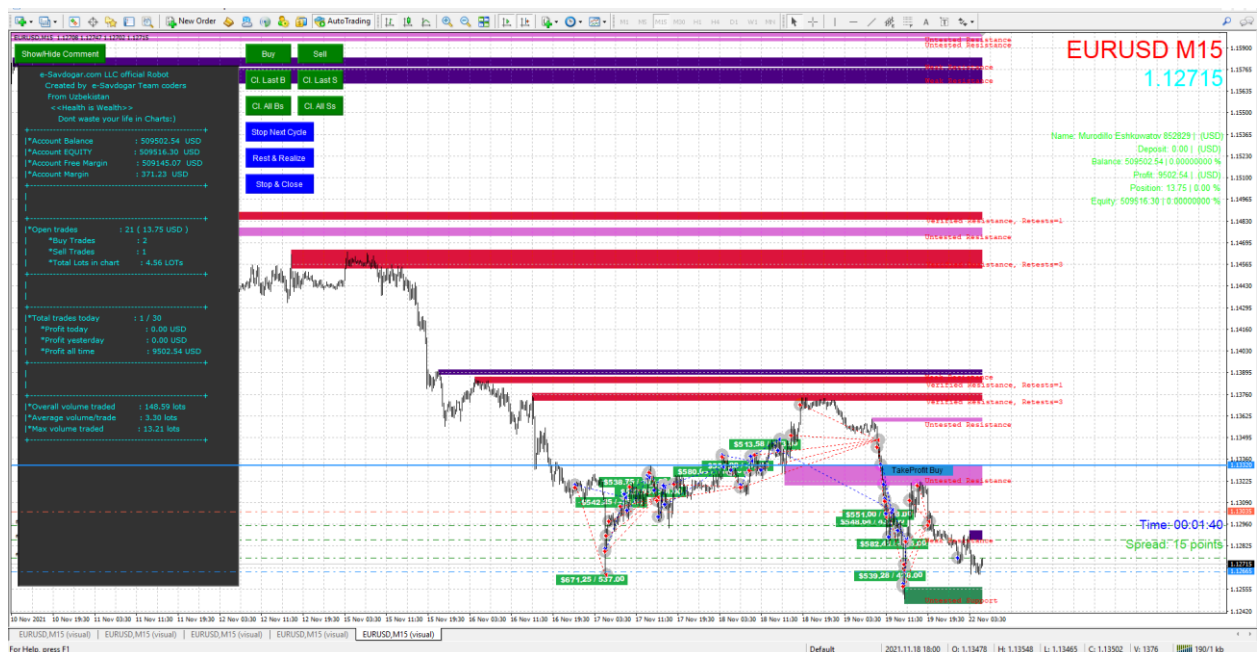
*3 Allow Live Trading= Allow to expert advisor to open live orders in your Brooker



What Is an Expert Advisor?

An expert advisor is a computer program that is designed to automate forex trading. There is a [forex market](#) open somewhere in the world 24 hours a day, five days a week. You can use an expert advisor or a trading tool called a "forex robot" to carry out trades in your absence.

These tools enable you to make trades while you're working, asleep, or doing other things. Like other artificial intelligence platforms, they have some benefits and issues that you should be aware of.



Basic appearance of e-Savdogar expert Advisor above (Please be Sure to Expert Advisor smiling)

Advantages of an EA

If you're prone to trade when your emotions get the better of you, an EA removes that factor from your trading. If you use an EA, your fears and drive for more profit won't affect your choices when responding to trading signals; the EA will carry out trades based on your input. It has no fear of loss or profit-making mentality; it only makes the trades for you.

This expert Advisor has been created over 8 years of Market researches and have been made cool and realized at the beginning of 2022 year first of January as New Year gift to all

***Auto:** Forex automated Trading fans with amazing Risk management And Infographic panel wit all information

***Manual;** Traders who is luck of Money management and Risk management to help them their Trading better

***Indicator:** Fans Especially Arrow basic of Moving Average, Bollinger Band, RSI, Stoch, Or Cool Fun of Patterns, Inside bar, Morning star, Engulfing, Doji or many etc. Million ways this expert Advisor can be used

In below we will explain everything For you as we can 😊

Beginning of ,,e- Savdogar 'Expert Advisor Functions

Magic number- Order magic number for using Same chart at One Brooker for example EurUsd two charts in one mt4

Trading Mode- Choice which metho Do you want to trade?

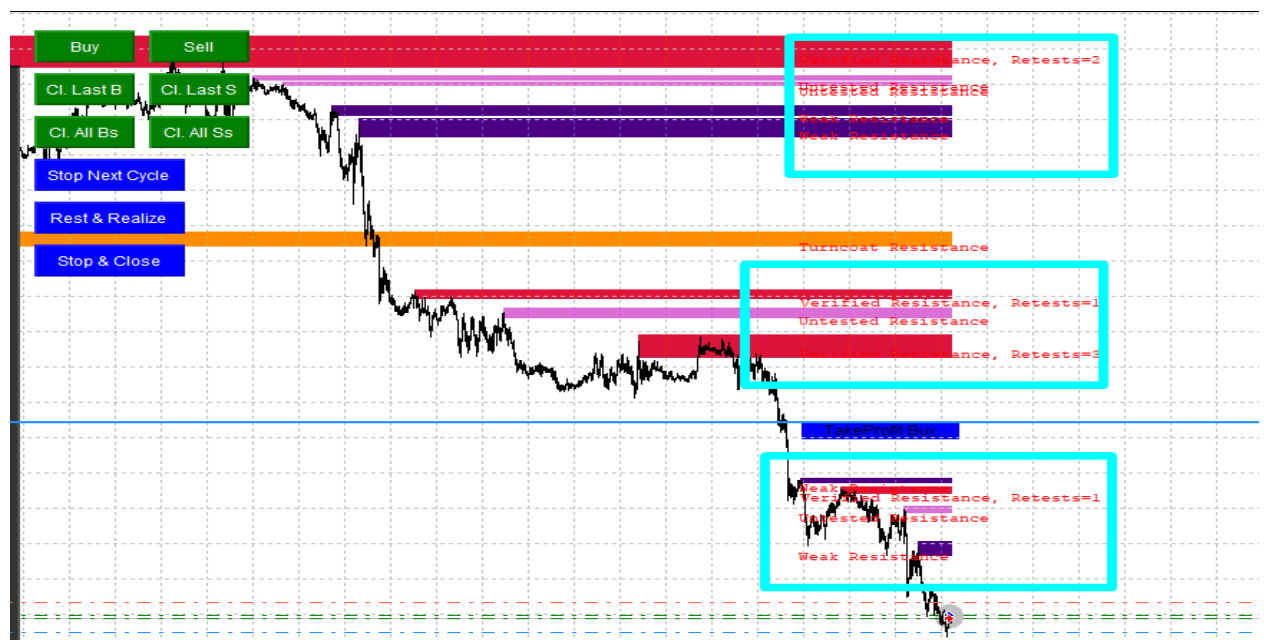
- a) **Auto Mode**, everything is automatic basic of Your entered properties
- b) **Manual** Trading Only Pressing Buttons in chart all MM and RM is related to your choice
- c) **Indicator Mode**, please enter Indicator name below and Automate you Trading with your indicator

Dirtection type- Direction of orders (Long and Short)

- a) Buy and Sell allowed
- b) Only Buy Trades allowed
- c) Only sell Trades allowed

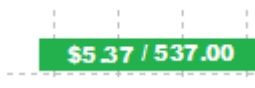
Pass Validation- Only make it False, this function is only for mql5 community tester faster function and not related to you

SNR_Graph- downloading Support and resistance graph to chart for better Manual and feedbacking to your Automatic trading

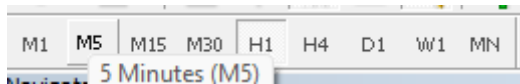


Each of Support and resistance will be show in Graph with it is Verified, untested and week Zone, Cool tool for Traders, you know better

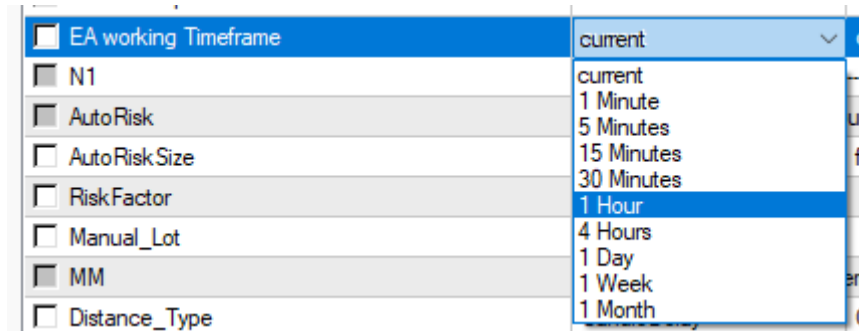
Show Bitmap – On and off Function: Each order or full orders after closing will be visible in chart with how much currency profit made , and total pips gain to account balance

 5.37\$ made plus showing pips gain

EA working timeframe- Which timeframe it have to work, if used current will be used as



If you choice another timeframe from there



No matter what timeframe you attach EA to graph all orders basic of This specific timeframe

Auto Risk Size= Basic of account balance: $\text{RiskFactor} / 100000 * \text{Account balance}$

For example: Risk Factor is 0.5 and Your balance 20000\$, then calculations; $0.5 / 100000 * 20000\$ \text{ acc balance} = 0.1 \text{ Lot}$ EA will open orders

Manual Lot- When you made Auto Risk Size False , then it trades and will be used as entered lot: no matter How much Balance

Distance type: Martingale Distance size basic of 4 mode



- a) (Candle Delay)- Each order will be opened in new bar , this helps you market flexibility
- b) (D'Alembert)- Volume will grow within a cycle 1/2/3/4/5 based on min_lot...
- c) (Martingale) - Volume will grow within a cycle 1/2/4/8/16 based on min_lot ...
- d) (Fibonacci) - Volume will grow within a cycle 1/1/2/3/5 based on min_lot ...

Distance size- it is for martingale function what is distance between orders, but attention it is not like grid, it is the basic of Market conditions, because if market increases, each candle delay will help you to Be with market

Hidden trailing Stop- Hiding trailing stop function, this Will be used for Single side or Total martingales orders at specific Trailing orders, if your positions meet News time This make you rich with Martin trailing

Lot increase type- This is the Martin increase type which type it has to...

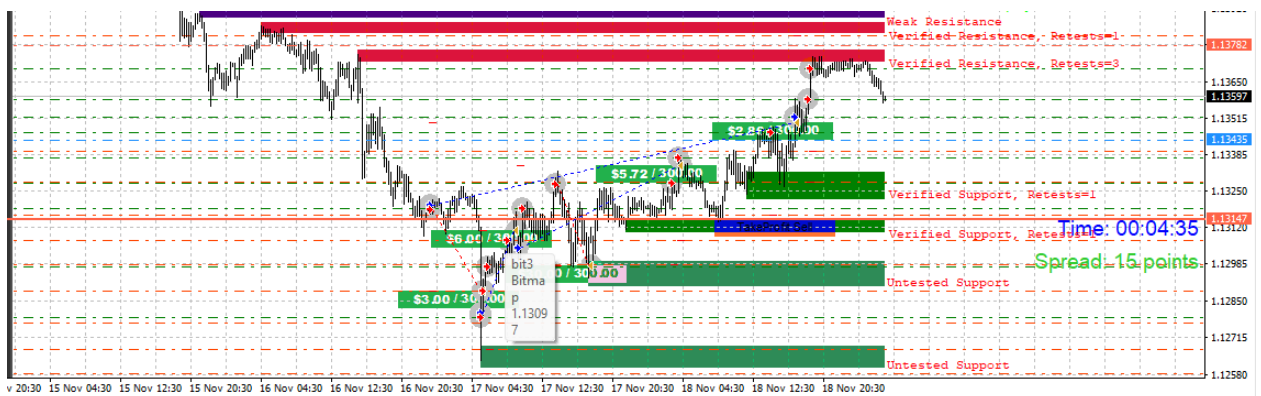
<input type="checkbox"/> Lot_Increase_Type	Martingale
<input type="checkbox"/> Multiplier	CandleDelay
<input type="checkbox"/> Breakeven	D'Alembert
<input type="checkbox"/> BreakevenPIPs	Martingale
	Fibonacci

- (Candle Delay)**- Each Lot will be opened in new bar, this helps you market flexibility
- (D'Alembert)**- Volume will grow within a cycle 1/2/3/4/5 based on min_lot...
- (Martingale)**- Volume will grow within a cycle 1/2/4/8/16 based on min_lot ...
- (Fibonacci)** - Volume will grow within a cycle 1/1/2/3/5 based on min_lot ...

Multiplier- This is the function of martingale which multiplies lot size in new order (Common type)

Breakeven- This Makes all order reaches Zero then plus entered pips gain, for example 10 points plus to total orders lot (for example your total orders 2 lot plus 10pips gain

Single order Take profit – this function is really helpful to all, this means: each order have different take profit each for example 100 pips gain, even martingale one



Each order has it is different Take profit level, Not hidden, Hidden function for Trailing and martin

Single order Stop lose – this function is really helpful to all, this means: each order has different Stop Lose level each for example 100 pips Lose, even martingale one


TP_Type- is the function: this helps trader Closing All positive orders at specific amount:

<input type="checkbox"/> TP_Type	Balance %
<input type="checkbox"/> Enter Percent Profit	Balance %
<input type="checkbox"/> Amount In \$\$	Equity %
<input type="checkbox"/> OneSide Profit	Margin %
	TP One Side %

- Balance%** - Closing all in Balance percent Profit:
- Equity %** - Closing All order at specific equity percent
- Margin%**- Closing all orders at specific Busy margin percent (Be careful to use)

Amount in \$\$- Closing all orders at specific Equity- Balance – positive result- Dollar TP

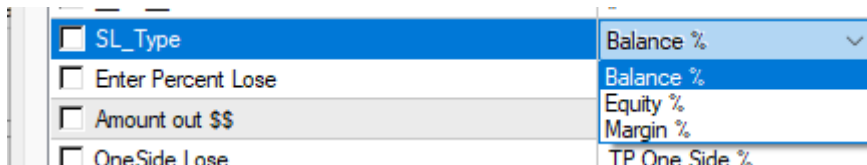
One Side profit – this function helps closing Side (buy or sell) at amount of percent or Dollar



TP one side %- if one of Sells or buys reaches specific value of percent profit, Orders will be closed

TP one side amount - if one of Sells or buys reaches specific value of Dollar profit, Orders will be closed

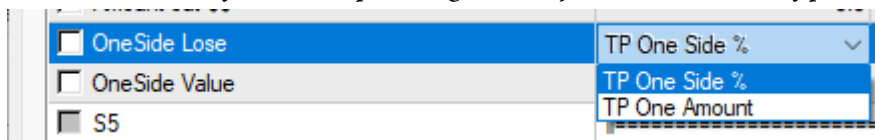
SL_Type- is the function : this helps trader Closing All Negative orders at specific amount:



- a) **Balance%** - Closing all in Balance percent Lose:
- b) **Equity %** - Closing All order at specific equity percent Lose
- c) **Margin%**- Closing all orders at specific Busy margin percent Lose (Be careful to use)

Amount out Function; Closing all orders at specific Equity- Balance – Negative result- Dollar Stop Lose

One Side Lose– this function helps closing Side (Buy or Sell) at amount of percent or Dollar Lose




TP one side %- if one of Sells or buys reaches specific value of percent Lose, Orders will be closed

TP one side amount - if one of Sells or buys reaches specific value of Dollar Lose, Orders will be closed

Local time zone GMT offset- please enter your time zone (Do not you know ?)

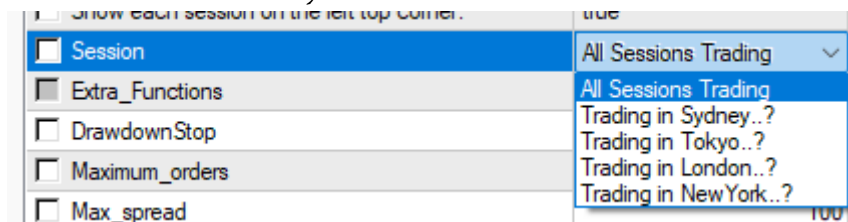
Go there <https://www.worldtimeserver.com/>

Brookers MT4's GMT offset: Enter brokers Gmt Press Ctrl+M and use this time



After You have entered all Ea will Trades on specific Session time

Sessions: Which session Do you want to trade



If All sessions EA trade all sessions and does not filter Sessions

Drawdown Stop: This function Closes all Orders at specific percent Lose (Drawdown) enter percent 100% mean NO

Maximum Orders: All orders counter, After reached , No new position

<input type="checkbox"/> Maximum_orders	30
---	----

Max Spread: When Spread Higher than Expected via manipulation, then use this filter

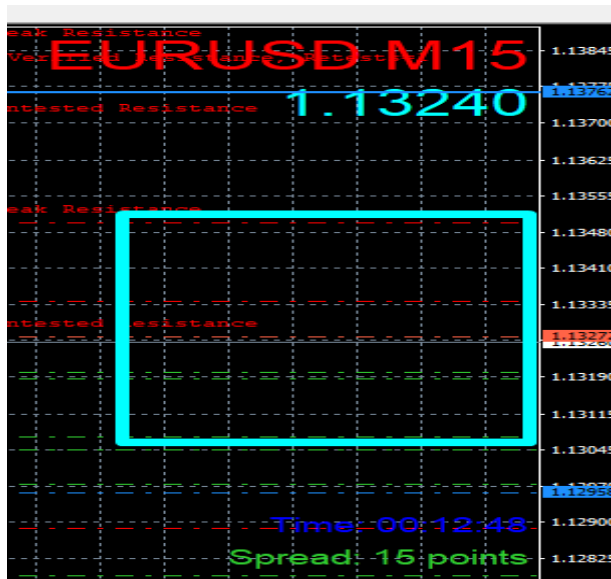
<input type="checkbox"/> Max_spread	100
-------------------------------------	-----

Slippage: against the Manipulation: use Slippage filter to closing orders

<input checked="" type="checkbox"/> Slippage	2
--	---

Show Static info: info Panel of Right Side

<input checked="" type="checkbox"/> Show Stat Info	true	fa
--	------	----



Set Color symbol: Change color to Favourite

<input type="checkbox"/> Set Color Symbol	Chartreuse
---	------------



Indicator Automation:

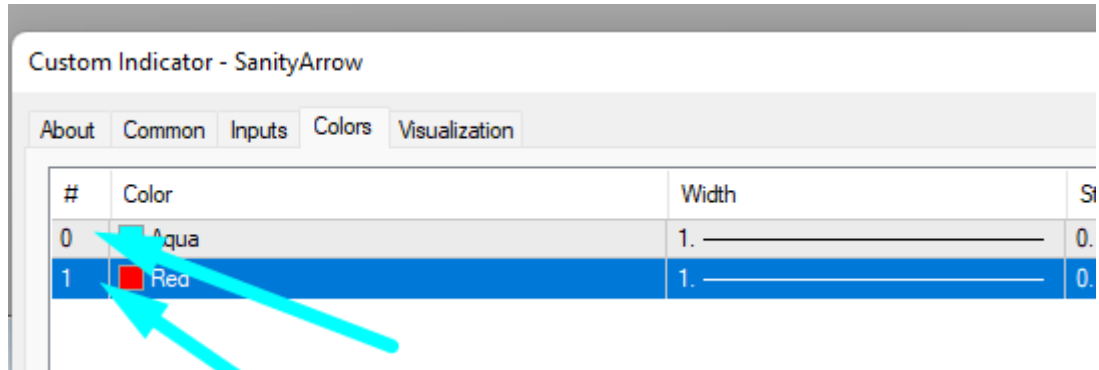
Indicator name: Enter your Indicator Name

Indicator should be in your mt4's Indicator Folder and Exactly same name Should be entered :

C:\Users\Murodillo\AppData\Roaming\MetaQuotes\Terminal\A1660DA4CB596E740BE3B3233E577E1B\MQL4\Indicators

Buffers Of indicator: Please Proper indicator buffer

Mainly it will be like zero and one, Look below



Order after specific bar- When your indicator Arrow meet up , then order will be opened with delay of One bar (Candle)



Use martin Doubler : if your Stop Lose hits with 0.01 Lot , then your next arrow signal will be opened with 0.02

Multiplier: This is the value of next position how much Lot increasing if hits Stop lose

Indicator Take profit and Stop lose function in points, To Easy

<input type="checkbox"/> Indicator order Stoploss in Points	500.0
<input type="checkbox"/> Indicator order Takeprofit in Points	500.0

Traditional martingale For your arrow: With breakeven , Above breakeven Function can be used for sure

Buttons Activation:



**For Free Forex EA, Indicators and more Visit
ForeXCracked.com**

Join Our Telegram Group Chat To Discus Further About These.

>>>> <https://t.me/fxcracked>

Free trading system, Reviews of Brokers, EA and more.

>>>> <https://www.fxcracked.com>

Our forum

>>>> <https://www.JustForForex.com>

Our Discord Channel



>>>> <https://discord.gg/43P5CRk>

Reliable and Trusted FOREX VPS

>>>> <https://fxvm.net/>

Our Trusted Broker List

>>>> <http://bit.ly/Trusted-Brokers>

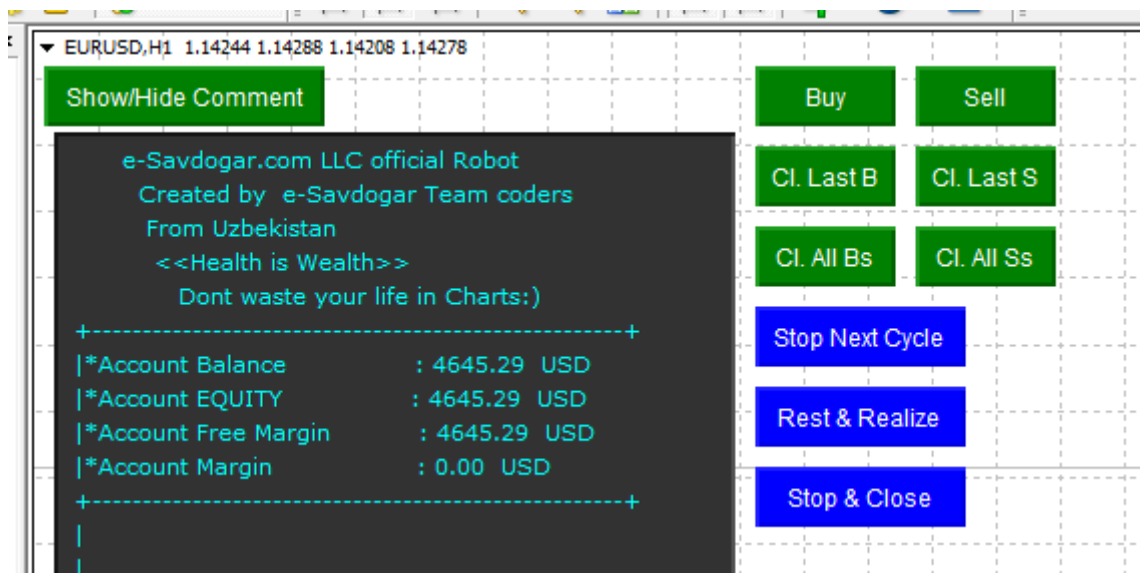
	Min Deposit of 5\$ Allow Cent Account Levergae up to 1:888	Register
	Min Deposit of 20\$ Allow USA Traders Levergae up to 1:500	Register

Trusted Forex Signals

	 trade_with_sam Earn While Learn ★★★★★ 5.0 (41 reviews)	FOREX SIGNALS 600 to 800 Pips Weekly 90% Accurate
--	---	--

Free 30\$ No Deposit Forex Bonus

Get your	Gold		
----------	------	---	---



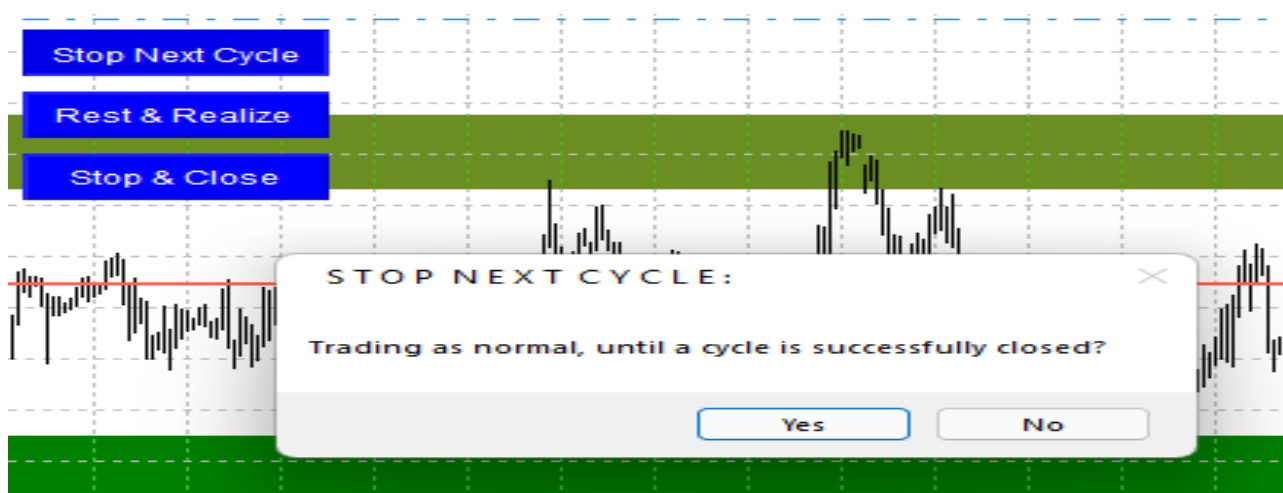
Buy- Instant sending Buy order to market /---+---/ Sell – instant sending Sell order to market

Cl. Last B – Closing last opened Buy//---+--- //Cl. Last S- Closing last opened Sell

Cl. All B- closing All opened Buys

Cl. All S- Closing all opened Sells

***Stop Next cycle-** After all positions meet take profit, no new position, till Successfully closing all works and sends order*



***Rest & Realize-** Don't open any new position and Close cycle if possible*



Stop & close – Closing all orders instantly , and don't open any new position !!

